
PHYSICS

9702/36

Paper 3 Advanced Practical Skills 2

October/November 2015

CONFIDENTIAL INSTRUCTIONS

Great care should be taken to ensure that any confidential information given does not reach the candidates either directly or indirectly.

No access to the Question Paper is permitted in advance of the examination.



If you have any problems or queries regarding these Instructions, please contact Cambridge
by e-mail: info@cie.org.uk,
by phone: +44 1223 553554,
by fax: +44 1223 553558,
stating the Centre number, the nature of the query and the syllabus number quoted above.

This document consists of **8** printed pages.

Preparing apparatus

These Instructions detail the apparatus required for the experiments in the Question Paper. It is essential that absolute confidentiality is maintained in advance of the examination: the contents of these Instructions must not be revealed either directly or indirectly to candidates.

No access is permitted to the Question Paper in advance of the examination.

If you have problems or queries regarding these Instructions, please contact Cambridge:

by e-mail: info@cie.org.uk,
or by telephone: +44 1223 553554,
or by fax: +44 1223 553558,

stating the nature of the query and quoting the syllabus and paper numbers (9702/36).

It is assumed that the ordinary apparatus of a Physics laboratory will be available.

Number of sets of apparatus

The number of sets of apparatus provided for each experiment should be $\frac{1}{2}N$, where N is the number of candidates taking the examination. There should, in addition, be a few spare sets of apparatus available in case problems arise during the examination.

Organisation of the examination

Candidates should be allowed access to the apparatus for each experiment for one hour only. After spending one hour on one experiment, candidates should change over to the other experiment. The order in which a candidate attempts the two experiments is immaterial.

Assistance to Candidates

Candidates should be informed that, if they find themselves in real difficulty, they may ask the Supervisor for practical assistance, but that the extent of this assistance will be reported to the Examiner, who may make a deduction of marks.

Assistance should only be given:

when it is asked for by a candidate,
or as directed in the Notes sections of these Instructions,
or where apparatus is seen to have developed a fault.

Assistance should be restricted to enabling candidates to make observations and measurements. Observations and measurements must not be made for candidates, and no help should be given with data analysis or evaluation.

All assistance given to candidates must be reported on the Supervisor's Report Form.

Faulty apparatus

In cases of faulty apparatus (not arising from a candidate's mishandling) that prevent the required measurements being taken, the Supervisor may allow extra time to give the candidate a fair opportunity to perform the experiment as if the fault had not been present. The candidate should use a spare copy of the Question Paper when the fault has been rectified or when working with a second set of apparatus.

Supervisor's Report

The Supervisor should complete the Supervisor's Report Form on pages 7 and 8 and enclose it in the envelope containing the answers of the candidates. If more than one envelope is used, a copy of the report must be enclosed in each envelope.

Question 1**Apparatus requirements (per set of apparatus unless otherwise specified)**

250 ml narrow neck conical flask (possible dimensions are: base diameter 85 mm, neck diameter 34 mm and height 145 mm, e.g. Timstar product code FL07921). See Note 1.

Stiff wire. See Note 1.

Rubber band or adhesive tape. See Note 1.

Dry sand. See Note 1.

Stand, boss and clamp.

180° protractor with 1° divisions.

0–10 N newton-meter reading to 0.1 N or 0.2 N. If the newton-meter also has a scale in grams, this scale should be covered.

Transparent cylindrical container with diameter approximately 1 cm greater than the base of the conical flask, and height between 15 cm and 20 cm (e.g. a glass beaker or the lower section of a clear plastic drink bottle). See Note 2.

Water. See Note 2.

Metre rule with a millimetre scale.

Paper towels.

Notes

- 1 The flask should have a wire loop attached to its neck with tape or a rubber band, as shown in Fig. 1.1. The loop could be made from an opened-up 3 cm paper clip. Dry sand should be added to a level 6 cm from the top of the flask.

It should be possible to lift the flask and sand using the loop.

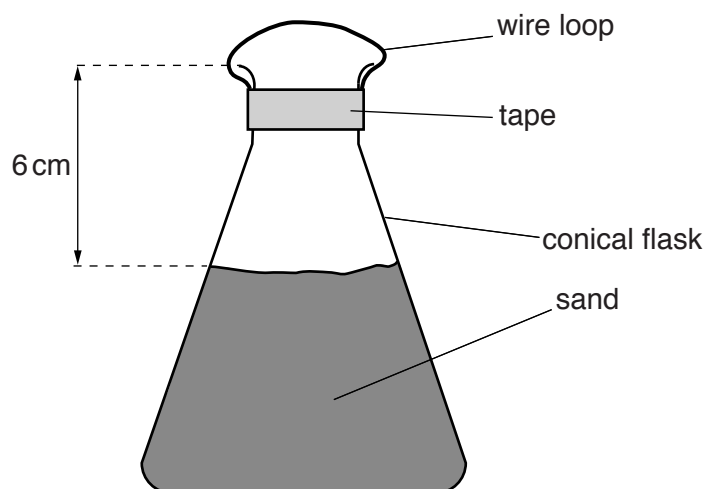


Fig. 1.1

- 2 The cylindrical container should contain water to an approximate depth of 6 cm.

- 3 If the apparatus is to be used by another candidate, then it should be restored to its original state.

Information required by Examiners

Sample set of numerical results, clearly labelled "Supervisor's Results" and obtained out of sight of the candidates.

Question 2**Apparatus requirements (per set of apparatus unless otherwise specified)**

Straight rod of length 14 cm and approximate diameter 3 mm. The material could be wood or steel. See Note 1.

Two 100 g slotted masses. See Note 1.

Plastic insulating tape. See Note 1.

Two pieces of plastic tubing of length 5 cm. The tubing must give a close fit if it is pushed onto the rod.

Two straight wooden strips each of length 70.0 cm and approximate cross section 5 cm × 1.5 cm. See Note 2.

Two wooden blocks each of approximate dimensions 5 cm × 5 cm × 5 cm. See Note 2.

Stand, boss and clamp.

Access to a micrometer screw gauge (shared between, at most, two candidates).

180° protractor with 1° divisions.

30 cm ruler with a millimetre scale.

Metre rule with a millimetre scale.

Stopwatch reading to 0.1 s or better.

Notes

- 1 Wind insulating tape around the middle of the rod so that the slotted masses are a tight fit when pushed onto the middle of the rod, as shown in Fig. 2.1. Leave the masses on the rod.

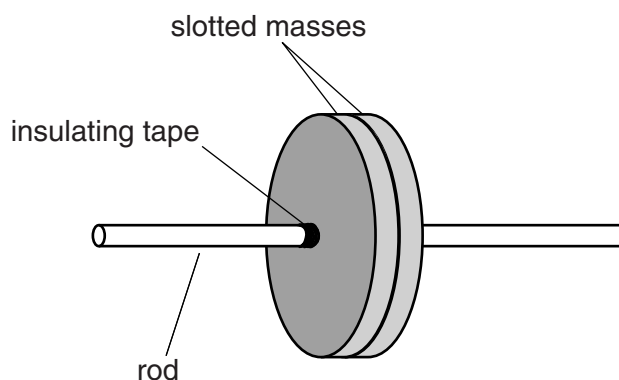


Fig. 2.1

- 2 Securely fix the two wooden strips and the wooden blocks together, as shown in Fig. 2.2. Make an ink mark 15 cm from each end of one of the wooden strips.

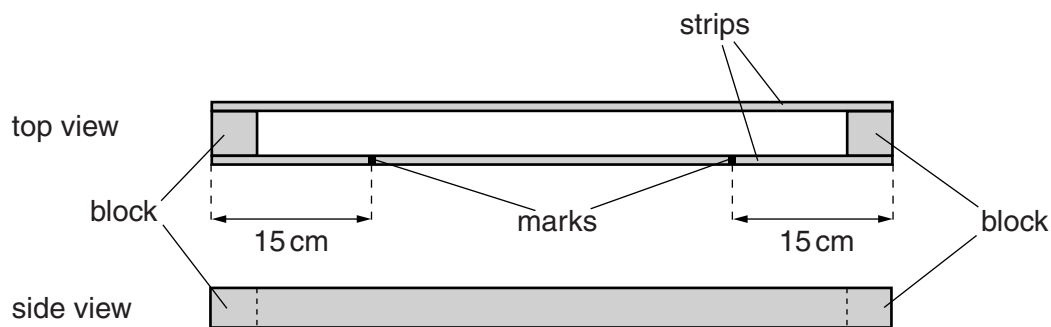


Fig. 2.2

- 3 The apparatus should be laid out on the bench. The pieces of plastic tubing should be separate from the rod.
- 4 If the apparatus is to be used by a second candidate, then it should be restored to its original state.

Information required by Examiners

Sample set of numerical results, clearly labelled “Supervisor’s Results”, and obtained out of sight of the candidates.

Permission to reproduce items where third-party owned material protected by copyright is included has been sought and cleared where possible. Every reasonable effort has been made by the publisher (UCLES) to trace copyright holders, but if any items requiring clearance have unwittingly been included, the publisher will be pleased to make amends at the earliest possible opportunity.

To avoid the issue of disclosure of answer-related information to candidates, all copyright acknowledgements are reproduced online in the Cambridge International Examinations Copyright Acknowledgements Booklet. This is produced for each series of examinations and is freely available to download at www.cie.org.uk after the live examination series.

Cambridge International Examinations is part of the Cambridge Assessment Group. Cambridge Assessment is the brand name of University of Cambridge Local Examinations Syndicate (UCLES), which is itself a department of the University of Cambridge.

This form should be completed and sent to the Examiner with the scripts.

SUPERVISOR'S REPORT FORM

The Supervisor's Report should give full details of:

- (a) any help given to a candidate (including the nature of the help given and the name and candidate number of the candidate);
- (b) any cases of faulty apparatus (including the nature of the problem, the action taken to rectify it, any additional time allowed, and the name and candidate number of the candidate);
- (c) any accidents that occurred during the examination;
- (d) any other difficulties experienced by candidates, or any other information that is likely to assist the Examiner, especially if this information cannot be discovered in the scripts.

Cases of individual hardship, such as illness, bereavement or disability, should be reported direct to Cambridge on the normal Special Consideration form.

Information required by Examiners

For each question, please enclose a sample set of numerical results, obtained out of sight of the candidates and clearly labelled "Supervisor's Results".

Supervisor's Report



Supervisor's Report (continued)

Declaration

(to be signed by the Supervisor)

The preparation of this practical examination has been carried out so as to maintain fully the security of the examination.

Signed

Name

Centre number

Name of Centre

